



A Community Mental Health Funding Alliance

Annual Report

July 1, 2018 – June 30, 2019

APPROVED




Table of Contents


Letter from the President & Executive Director	1
Townships	2
INC Board History	3
INC Board of Directors	4
708 Board Members	5
Tax Levy	6
Building Program	7
Agency Support by Category	8
Residents Served by Agency	9
Agency and Program Funding	10-11
Expense Analyses	12-13
Acknowledgements	15



Jerry Murphy receiving Lyle E. Oncken Community Service Award from INC Board president Ken Rojek



John Intrain presented with a resolution from Aurora Township and plaque recognizing his Outstanding community service from the INC Board.



Batavia 708 Board members at WellBatavia Festival



“A Community Mental Health Funding Alliance”

Townships of: Aurora - Batavia - Big Rock - Blackberry - Kaneville - Sugar Grove - Virgil

TO THE CITIZENS OF SOUTH KANE COUNTY:

The Board of Directors and staff of INC Board, NFP are pleased to present this Annual Report for the fiscal year period July 1, 2018 through June 30, 2019.

Change is inevitable. Not only are the human service agencies in Illinois cautiously monitoring the impact of new state leadership and legislation impacting our work, change also came to INC this past year. Our long time Executive Director Jerry Murphy retired after serving Kane County residents for over 28 years. Jerry left big shoes to fill, but the Board of Directors was pleased to promote and appoint Dalila Alegria, previously INC’s Operations Manager, as our new Executive Director.

Local 708 taxes paid by the residents of our seven townships continue to play a critical role in providing mental health services in south Kane County. The 15 agencies and 34 programs funded by INC help to address local concerns and provide diverse and important mental health, substance use disorder, and developmental disability programs to our residents. The INC model of consolidating and distributing local mental health taxes has been successful and enthusiastically supported for over 45 years. We hope this may be considered as a model to replicate for the rest of the county.

The INC Board appreciates the work of all of the provider agencies who have continued to serve our residents during the past year within a challenging state funding environment. We also thank our seven townships boards for their steadfast support and commitment to our work.

This report is an audited and accurate portrayal of income received, how our funds were used and a summary of services INC funded in FY2018-2019. We hope you will review the enclosed material and join us in sharing our success and appreciation with your communities.

Please feel free to contact INC staff regarding any information provided for clarification, questions or suggestions. With your continued support, we look forward to continuing our services to your communities for many more years to come.

Best wishes,

A handwritten signature in black ink, appearing to read "K. Rojek".

Kenneth Rojek,
INC Board President

A handwritten signature in black ink, appearing to read "Dalila Alegria".

Dalila Alegria,
Executive Director

Funding for Mental Health, Intellectual/ Developmental Disabilities and Substance Use Disorder Services for the Residents of



Aurora Township
Batavia Township
Big Rock Township
Blackberry Township
Kaneville Township
Sugar Grove Township
Virgil Township

Our Mission:

To support mental, intellectual and developmental health and well-being for residents of the seven townships in INC's alliance by responsibly using these local resources to fund, plan, coordinate, monitor, advocate, educate and lead collaborative efforts for a local system of care that provides services to any resident with mental health concerns, developmental/intellectual disabilities and/or substance use disorders.

INC Board, NFP

Brief History

INC Board, NFP, is an Illinois, not-for-profit corporation which was chartered as Mental Health and Mental Retardation Services on April 21, 1969, to promote the creation of local mental health boards authorized under 405 Illinois Compiled Statutes §20/3a.

In the November 1970 general election, Aurora, Batavia, Big Rock, Blackberry, Kaneville and Sugar Grove Township voters in Kane County, Illinois, approved a community mental health tax by referendum. Each of the six township boards appointed a seven-member community mental health board, known as a 708 board after the number of the Illinois House of Representatives resolution which created such entities. Virgil Township passed a referendum in November 2000 and also appointed a 708 board.

Each 708 board recommends a mental health levy to its respective township board for inclusion among their levy submissions to the county. The county distributes the tax dollars collected to the townships, which remit the mental health portion of the taxes to the INC Board, the administrative body. The combined levies are distributed to agencies for selected, eligible services by the INC Board.

INC's Board of Directors is composed of fifteen (15) members; one member from each of the township 708 Boards, and eight (8) members-at-large elected by the board. Contractual agreements exist between INC and the seven community mental health boards to carry out the work in a regional approach to administration.

Community supports provided by INC with local mental health tax dollars enable local agencies to deliver services to persons with mental illness, intellectual/ developmental disabilities and substance use disorders. Support is currently over \$2 million. Since its inception, INC has allocated close to \$40 million to community agencies for services for persons within its catchment area.

INC built and is the owner of the buildings at 400 Mercy Lane, and both 309 and 409 West New Indian Trail Court. These house, not only the INC offices, but also the Association for Individual Development, including both the Elizabeth Keeler Center and Thompson Rehabilitation Center, Gateway Foundation–Aurora and offices for the National Alliance for the Mentally Ill's NAMI-KDK chapter. All the buildings are situated on land purchased from Mercy Center for Health Care Services and the Sisters of Mercy. There are still 1.8 acres of undeveloped land.

INC's continuing responsibility to the citizens of our seven townships is to assure the availability, accessibility and continuity of appropriate services for persons with mental illness, intellectual/developmental disabilities, and substance use disorders.

2018 – 2019 INC Board of Directors

EXECUTIVE COMMITTEE

Ken Rojek (Big Rock Township), President Big Rock, 60511	Russ Wolf Vice President Aurora, 60506
Eva Serrano, Ed.D., Secretary Aurora, 60506	John Whildin Treasurer Elburn, 60119
Terry Lanthrum (Blackberry Township) Elburn, 60119	Ray Weaver Sugar Grove, 60554

DIRECTORS

Christina DeLeon North Aurora, 60542	Kathleen E. Hooey (Kaneville Township) Maple Park, 60151
James Hopp Aurora, 60506	Cathy Hoyda (Sugar Grove Township) Sugar Grove, 60554
Evelyn L. Hull, MS, LCPC Aurora, 60506	John Intrain (Aurora Township) Aurora, 60506
Marilyn Jacobsen North Aurora, 60542	T.J. Vaughan, Ph.D. (Batavia Township) Batavia, 60510
Michael Yagen (Virgil Township) Maple Park, 60151	

This is a 15-member board consisting of one representative from each township and eight at-large. Not all members served the entire year.
INC Board's Board of Directors met six times during 2018-2019, as required.

STAFF

Jerry Murphy, Executive Director Emeritus
Dalila Alegria, Executive Director
Dagoberto Contreras, Operations Manager
Eileen Maryanski, Administrative Assistant

2018 – 2019 Community Mental Health 708 Boards

Aurora Township

John R. Intrain, President
Joel Grámirez, Secretary
Robert Borchert
William Harding
David Moore*
Pam Peters
Christine Goerlich Weber

Batavia Township

Howard Katz, President
Garry Brown, Secretary
Nancy Hubbard
Helen Sue Krol
Nancy Murphy
T.J. Vaughan
John West*
Michael Lowery

Big Rock Township

Ted McCannon, President
Mary Stola, Secretary
Judy Blincoe
Lorraine Hall
Tom Losiniecki
Kenneth Rojek*
Joanne Tosch

Blackberry Township

Terry Lanthrum, President
Donna Harner, Secretary
Dave Anderson
Stephanie Butler
Lois Mack
Tim Norris*
Caryn Spitzzeri

Kaneville Township

Kathleen Hooey, President
Jan Gramley, Secretary
Jennifer Long
Kenneth Schultz
Jody Springsteen
Jeanette Wampach
Alvah Withey*

Sugar Grove Township

Sally Bruce, President
Cathy Hoyda, Secretary
Lisa Campise
Denise Claessens
Pamela Olsen
Lisa Sestak
Alison Squires*

Virgil Township

Rita Campbell, President
Georgianna Zakosek, Secretary
Jean Fabrizius
Ted Janecek*
Mary Larsen
Michael Yagen
Peg Yagen

Please note: These are seven member boards. Not all members served the entire year.

*Township Representative

Meetings

The Township Community Mental Health 708 Boards met four times during 2018 – 2019, with the annual meeting of the INC Board serving as the fourth meeting of the year.

**2017 Tax Levy
For Use in 2018 – 2019**

Township	Levy Received
Aurora Township	\$1,262,148
Batavia Township	\$375,000
Big Rock Township	\$23,555
Blackberry Township	\$53,000
Kaneville Township	\$13,704
Sugar Grove Township	\$115,385
Virgil Township	\$18,288
Total	\$1,861,080

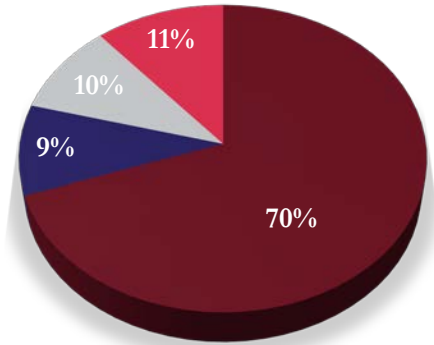
Building Program

2018 – 2019 Rental Income / In-Kind Donations

Lease	Property	Rents Collected	In-Kind Donations
Association for Individual Development	Elizabeth Keeler Center	\$38,588	\$130,631
	Thompson Rehab Center	\$77,175	\$237,825
	Thompson Rehab Center – North Wing	\$38,587	\$78,148
Gateway Foundation	400 Mercy Lane	\$26,460	\$69,540
	Land on 400 Mercy Ln	\$2,400	-0-
National Alliance for the Mentally Ill	400 Mercy Lane	-0-	\$4,320
Conley Outreach Community Services	Sugar Grove Office	-0-	\$17,760
	Elburn Office	-0-	\$9,540
Total Rental Income		\$183,210	
Total In-Kind Donated Use of Facilities			\$547,764

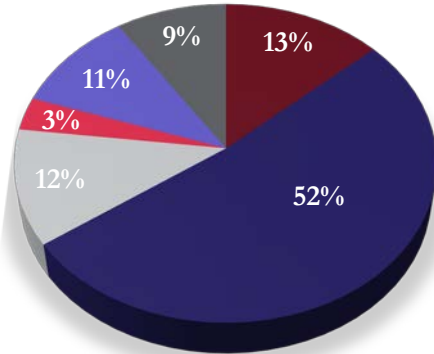
As noted in the Brief History on page 3, INC owns several properties that are made available to agencies to provide services. INC collects only enough rent from the agencies to maintain these buildings. The difference between the market value and collected rents is provided as a rental subsidy, or in-kind donation to the agencies. In addition, INC leases building space in the West Towns area to provide space for providers and clients to meet. These are managed by Conley Outreach Community Services and are also considered in-kind contributions. The above table is a breakdown of rental income and in-kind donations for 2018 – 2019.

Total Agency Support by Categories



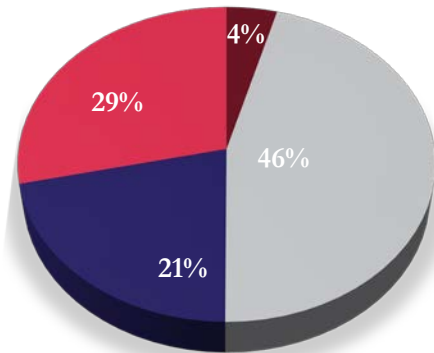
Core Services

- Mental Health \$1,022,261
- Intellectual / Developmental Disabilities \$138,556
- Substance Use Disorders \$141,078
- Miscellaneous \$164,703



Type of Services

- Prevention & Education \$196,267
- Advocacy, Evaluation & Treatment \$760,463
- Crisis \$171,577
- Residential \$48,874
- After Care & Maintenance \$153,379
- Misc. / Outreach / I & R \$136,038



Ages Served

- Seniors \$62,830
- Adults \$671,822
- Mixed & Family \$313,574
- Children & Adolescents \$418,373

2018 – 2019 Service Statistics by Funded Agency

Agency	Defined Unit	Residents Served	Units of Service
Association for Individual Development	Varies	1,919	59,916
Breaking Free, Inc.	1 Hour	705	8,741
Communities In Schools	1 Hour	355	4,435
Conley Outreach Community Services	Varies	1,173	1,882
Elderday Center	1 Hour	23	3,971
Family Counseling Service	1 Hour	964	9,459
Family Focus	Varies	677	667
Fox Valley Hands of Hope	Contact	347	218
Gateway Foundation	1 Day	8	160
Mutual Ground	1 Hour	605	1,972
NAMI – KDK	Varies	586	748
Senior Services Associates	Varies	77	1,366
Suicide Prevention Services	1 Hour	1,412	2,500
TriCity Family Services	Varies	840	40,640
VNA Health Care	1 Hour	98	1,320
TOTAL		9,660	138,124

2018 – 2019 Building Statistics

Agency	Defined Unit	Residents Served	Units of Service
Association for Individual Development	1 Day	113	29,384
Gateway Foundation	1 Hour	163	9,587
TOTAL		276	38,971

These statistics reflect those individuals served in programs not funded by the INC Board but occurring in INC-owned buildings.

INC Board's 2018 – 2019 Agency Funding & Support

Agency	Program	Funding
Association for Individual Development*	Client & Family Support	150,380
	Crisis Intervention / Crisis Line	98,835
	Keeler Center Autism Services	25,623
	Psychiatric Support Services	112,320
	Victim Services	16,390
TOTAL		\$ 403,548
Breaking Free, Inc.	Child Abuse Prevention Parent Training	84,000
	Comprehensive Treatment & Recovery	35,000
	Comprehensive Women's Treatment	31,800
	School-Base Substance Use Prevention	4,500
TOTAL		\$ 155,300
Communities In Schools	Comprehensive Services Program	83,313
TOTAL		\$ 83,313
Conley Outreach Community Services	Community Care Team	458
	Good Grief Day Camp	1,500
	Kaneland Community Partners-Healthy Youth	2,500
	West Towns Network	70,000
TOTAL		\$ 74,458
Elderday Center	Adult Day Program	8,250
TOTAL		\$ 8,250
Family Counseling Service	Adult Behavioral Health	107,000
	Child & Adolescent Behavioral Health	95,880
	Older Adult Services	36,720
	Substance Abuse Treatment	10,200
TOTAL		\$ 249,800
Family Focus	Community Liaison	\$56,650
TOTAL		\$ 56,650
Fox Valley Hands of Hope	Adult Bereavement Services	12,607
	Cuenta Conmigo	1,576
	Youth Bereavement Services	12,607
TOTAL		\$ 26,790

Agency	Program	Funding
Gateway Foundation	Providence House Residential	48,000
TOTAL		\$ 48,000
Mutual Ground, Inc.	Domestic Violence	68,504
	Sexual Assault	30,993
TOTAL		\$ 99,497
NAMI – KDK*	Community Support Groups	6,500
	Treatment Alternative Court	871
TOTAL		\$ 7,371
Senior Services Associates	Senior Companion	17,860
TOTAL		\$ 17,860
Suicide Prevention Services	Intervention Program	30,000
	School Suicide Prevention	7,880
	SPS Hotline	6,304
TOTAL		\$ 44,184
TriCity Family Services	Counseling Services	65,280
	Emotional Services	46,298
TOTAL		\$ 111,578
VNA Health Care	Healthy Families Illinois	80,000
TOTAL		\$ 80,000
Ride In Kane Paratransit Program **		6,000
TOTAL		\$ 6,000
Agency Funding		\$1,472,599
Subsidized Rent		\$547,764
TOTAL SUPPORT		\$2,020,363

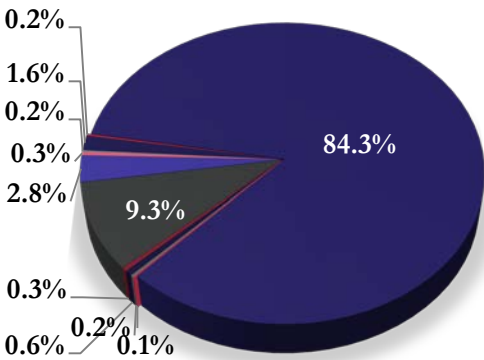
*Subsidized rents are not included in agency totals.

**Noted in expense analysis as Program Supplies and not included in Awards and Grants Support.

INC Board 2018 – 2019 Expense Analyses

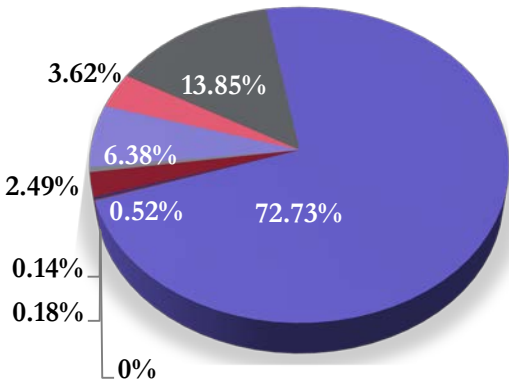
(From Audit – Divided by Program)

Planning & Funding - \$1,747,248



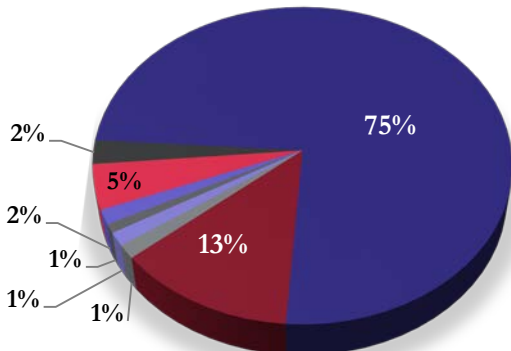
- Awards & Grants \$1,472,599
- Depreciation \$1,064
- Dues/Subscriptions \$4,064
- Insurance \$10,274
- Office Expense \$5,998
- Personnel Costs \$163,061
- Professional Fees \$49,578
- Program Supplies \$6,000
- Repairs/Main/Properties \$3,203
- Scholarships \$28,000
- Travel/Conferences \$3,407

Building Program - \$753,165



- Depreciation \$104,304
- Donated Use Facilities \$547,764
- Dues/Subscriptions \$388
- Insurance \$1,323
- Office Expense \$1,048
- Personnel Costs \$18,719
- Professional Fees \$3,934
- Repairs/Maint/Properties \$48,045
- Satellite Office Rents & Related Exp \$27,300
- Travel/Conferences \$340

Administrative - \$118,053

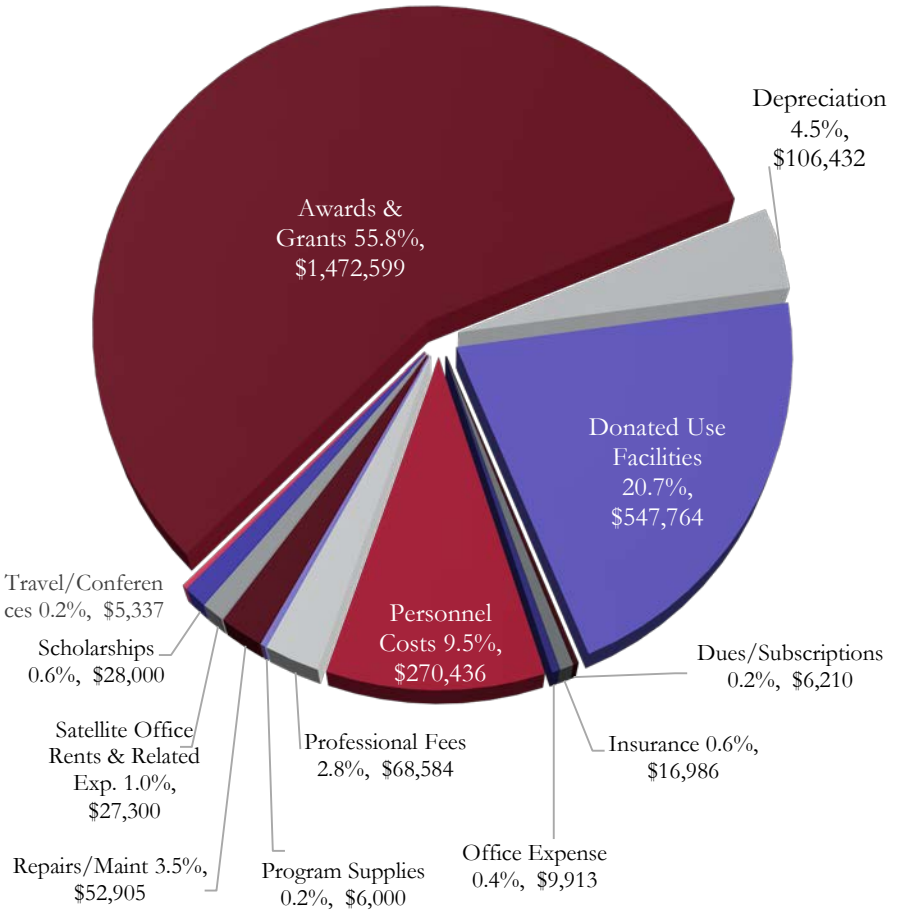


- Depreciation \$1,064
- Dues/Subscriptions \$1,758
- Insurance \$5,389
- Office Expense \$2,867
- Personnel Costs \$88,656
- Professional Fees \$15,072
- Repairs/Maint/Properties \$1,657
- Travel/Conferences \$1,590

INC Board 2018 – 2019 Expense Analysis

(From Audit)

Total Organizational Expenses - \$2,618,466




Awards and Grants comprise the largest expenditure for INC, overall at 55.8%.


Donated Use of Facilities is at 20.7% and Personnel Costs are at 9.5% organization-wide. INC continues to be cognizant of using tax-payer funds to provide needed community supports while keeping costs to do so at a minimum. Planning & Funding comprises 67% of the total organizational expenses while Building Program is 29%. **Leaving 4% of total organizational expenses to administrative expenses.**

INC Board Videos & Community Events

The INC Board has several videos available on YouTube thanks to the efforts of our INC Board of Directors. These videos serve as great resources. We currently have 20 in English and Spanish. They are available at <http://www.incboard.org/videos/>. These include an introduction to what a 708 Board is, the Layperson's Guide to Mental Illness and 30-minute presentations on some of our funded agencies.



We also have a display board with information and resources available for community events. We had the opportunity to attend several events throughout FY19 in the seven townships and visit with many residents. If you are interested in having it at your next event, please contact us and we will be happy to coordinate with you.



INC Board, NFP

always extends a sincere

Thank You!

... to the **Township Supervisors, Clerks and Staff** of Aurora, Batavia, Big Rock, Blackberry, Kaneville, Sugar Grove and Virgil Townships for your assistance with the levies that provide mental health taxes to fund services for mental health, intellectual/ developmental disabilities and substance use disorders for our residents,

... to the **Executive Directors and Staff of INC-funded agencies** for providing services to those in need and for collaborating with other agencies on issues that arise throughout the year to ensure that the needs are met. Also, for prompt reporting of data so that taxpayers can see how these funds are being used and become aware of the importance of their support.

... to all the other **agencies, organizations and networks** who work throughout the community to identify gaps in service, collaborate to provide appropriate responses, and, where unable to fulfill the identified service requirements, refer to other agencies who can.

and last, but definitely not least,

... to the **taxpayers, residents and concerned citizens** who volunteer, serve on the community mental health 708 boards, and otherwise support the agencies and programs serving those in need.

The INC Board and staff are grateful for the role
each of you plays in sustaining
the system of care in southern Kane County.

INC Board, NFP
400 Mercy Lane | PO Box 935 | Aurora, IL
630.892.5456 | www.incboard.org