

APPROVED

Annual Report



INC BOARD, NFP

A Community Mental Health Funding Alliance

July 1, 2015 – June 30, 2016




Table of Contents

INC Board, NFP

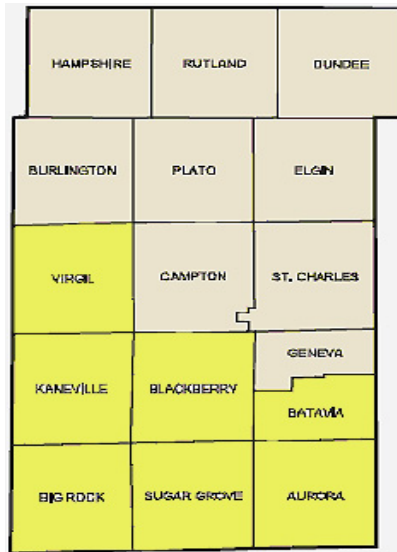
A Community Mental Health Funding Alliance

2015 – 2016 Annual Report

Townships	ii
INC Board History	iii
Letter from the President & Executive Director	1
INC Board of Directors	2
708 Board Members	3
Tax Levy	4
Building Program	5
Agency Support by Category	6
Residents Served by Agency	7
Agency & Program Funding	8-9
Expense Analysis	10-11
Thank You	13

Funding for Mental Health, Intellectual/ Developmental Disabilities and Substance Abuse Services for Residents of

**Aurora Township
Batavia Township
Big Rock Township
Blackberry Township
Kaneville Township
Sugar Grove Township and
Virgil Township**



Our Mission:

To support mental, intellectual and developmental health and well-being for residents of the seven townships in INC's alliance by responsibly using these local resources to fund, plan, coordinate, monitor, advocate, educate and lead collaborative efforts for a local system of care that provides services to any resident with mental health concerns, developmental/ intellectual disabilities and/or substance use disorders.

INC Board, NFP

Brief History

INC Board, NFP, is an Illinois, not-for-profit corporation which was chartered as Mental Health and Mental Retardation Services on April 21, 1969, to promote the creation of local mental health boards authorized under 405 Illinois Compiled Statutes §20/3a.

In the November 1970 general election, Aurora, Batavia, Big Rock, Blackberry, Kaneville and Sugar Grove Township voters in Kane County, Illinois, approved a community mental health tax by referendum. Each of the six township boards appointed a seven-member community mental health board, known as a “708” board after the number of the Illinois House of Representatives resolution which created such entities. Virgil Township passed a referendum in November 2000 and also appointed a 708 board.

Each 708 board recommends a mental health levy to its respective township board for inclusion among their levy submissions to the county. The county distributes the tax dollars collected to the townships, which remit the mental health portion of the taxes to the INC Board, the administrative body. The combined levies are distributed to agencies for selected, eligible services by the INC Board.

INC's Board of Directors is composed of fifteen (15) members; one member from each of the township 708 Boards, and eight (8) members-at-large elected by the board. Contractual agreements exist between INC and the seven community mental health boards to carry out the work in a regional approach to administration.

Community supports provided by INC with local mental health tax dollars enable local agencies to deliver services to persons with mental illness, intellectual / developmental disabilities and substance use disorders. Support is currently over \$1.9 million.

INC built and is the owner of the buildings at 400 Mercy Lane, and both 309 and 409 W. New Indian Trail Court. These house not only the INC offices but also the Association for Individual Development, including both the Elizabeth Keeler Center and Thompson Rehabilitation Center, Gateway Foundation – Aurora and offices for the National Alliance for the Mentally Ill's NAMI-KDK chapter. All the buildings are situated on land purchased from Mercy Center for Health Care Services and the Sisters of Mercy. There is still 1.8 acres of undeveloped land.

INC's continuing responsibility to the citizens of our seven townships is to assure the availability, accessibility and continuity of appropriate services for persons with mental illness, intellectual/developmental disabilities, and substance use disorders.



Association for Individual Development



Fox Valley Hands of Hope



Family Counseling Service



CASA Kane County



"A Community Mental Health Funding Alliance"

Townships of: Aurora - Batavia - Big Rock - Blackberry - Kaneville - Sugar Grove - Virgil

TO THE CITIZENS OF SOUTH KANE COUNTY:

The Board of Directors and staff of INC Board present this Annual Report in accordance with 405 *Illinois Compiled Statutes* §20/3e, Paragraph (g). Services rendered by social service agencies funded by this organization are reported for the period July 1, 2015, through June 30, 2016.

The systemic changes which started in FY14 have continued through FY16. Consumers and providers alike continue to adjust to the ever-changing landscape of insurance reimbursement procedures and client eligibility requirements. If anything, it has become more complicated to provide services. In addition, the economic health of the entire system of care continues to be at risk due to inadequate funding at the state level for needed services. Lack of a comprehensive, balanced state budget casts a pall over any organization trying to plan for the future, or even how to keep the doors open today.

Sustained local funding, like the resources provided by the INC Board, has been one of the reasons local provider agencies have been able to weather the crisis. INC funding, combined with funding from United Way, community foundations and lots of support from the community in the form of fundraising, have kept most local programs afloat. We expect this pattern to continue into FY17. The availability and importance of local funding cannot be over-emphasized.

The provider agencies are to be congratulated on being flexible in making programmatic changes where needed. They have also worked with funders, like INC, to identify the programs that are needed the most and for which there is little or no other funding. While we saw a decrease in residents served from previous years, we remain convinced that these are the residents of south Kane County that need the services the most.

This report is an audited and accurate portrayal of income received, how funds were expended and an analysis of the services provided in FY-2015-2016. Please review the enclosed material and feel free to contact INC staff regarding any information provided for clarifications, questions or suggestions. We need to continue working together to sustain our local system of care.

Yours truly,

A handwritten signature in black ink, appearing to read "Terry Lanthrum".

Terry Lanthrum,
Present Board President

A handwritten signature in black ink, appearing to read "Jerry J. Murphy".

Jerry J. Murphy,
Executive Director

2015 – 2016 INC Board of Directors

EXECUTIVE COMMITTEE

Terry Lanthrum (Blackberry Township),
President
305 Stetzer Ave.
Elburn, IL 60119

Evelyn Hull,
Secretary
535 Lakelawn Blvd.
Aurora, IL 60506

Ken Rojek (Big Rock Township),
Vice President
49W365 Scott Road
Big Rock, IL 60511

Michael Yagen (Virgil Township),
Treasurer
49W901 Winters Road
Maple Park, IL 60151

Laura Martinez
575 Mallard Point Drive
North Aurora, IL 60542

Ray Weaver
2433 W. Downer Place
Aurora, IL 60506

DIRECTORS

Roxanne Burrs, AM
195 Canterbury Road
Aurora, IL 60506

Eva Serrano, Ed.D.
324 S. Westlawn Ave.
Aurora, IL 60506

Laurene Geary (Sugar Grove Township)
137 Edgewater
Sugar Grove, IL 60554

Mary Speers
69 S. Calumet Ave.
Aurora, IL 60506

Kathleen E. Hooey (Kaneville Township)
48 W 131 Country Life Drive
Maple Park IL 60151

T.J. Vaughan, Ph.D. (Batavia
Township)
1270 Newton Ave.
Batavia, IL 60510

John Intrain (Aurora Township)
2068 Garden Road
Aurora, IL 60506

Russ Wolf
413 Sans Souci Drive
Aurora IL 60506

STAFF

John Reese
383 Berwick Drive
Aurora, IL 60506

Jerry Murphy, Executive Director
Maria Ochoa, Operations Manager
Eileen Maryanski, Administrative
Assistant

This is a 15-member board consisting of one representative from each township and seven at large. Not all members served the entire year.

INC Board's Board of Directors met six times during 2015-2016, as required.

2015 – 2016 Community Mental Health 708 Boards

Aurora Township

John R. Intrain, President
Robert Borchert
Joel Grámirez
James C. Hopp
David Moore*
Mark Semmler
Christine Goerlich Weber
Shirley Ayers-Williams

Batavia Township

Howard Katz, President
Garry Brown
Helen Sue Krol
Michael Lowery
Nancy Murphy
Leigh Tracy*
T.J. Vaughan

Big Rock Township

Ted McCannon, President
Lorraine Hall
Tom Losiniecki
Rene Riegle
Kenneth Rojek*
Lisa Sestak
Mary Stola

Blackberry Township

Terry Lanthrum, President
Stephanie Butler
Donna Harner
Lois Mack
Tim Norris*
Maureen Obuchowski
John Whildin

Kaneville Township

Kathleen Hooey, President
Jan Gramley
Mary Niceley
Kenneth Schultz
Jody Springsteen
Jeanette Wampach
Alvah Withey*

Sugar Grove Township

Sally Bruce, President
Roxanne Burrs
Lisa Campise
Kevin Geary
Laurene Geary*
Cathy Hoyda
Jada Hudson
Pamela Olsen

Virgil Township

Rita Campbell, President
Jean Fabrizius
Ted Janecek*
Mary Larsen
Michael Yagen
Peg Yagen
Georgianna Zakosek

Please note: These are seven member boards. Not all members served the entire year.

*Township Representative

Meetings

The Township Community Mental Health 708 Boards met four times during 2015 – 2016, with the annual meeting of INC Board serving as the fourth meeting of the year.

**2014 Tax Levy
For Use in 2015 – 2016**

Township	Levy Received
Aurora Township	\$1,197,815
Batavia Township	\$350,000
Big Rock Township	\$22,369
Blackberry Township	\$49,897
Kaneville Township	\$13,047
Sugar Grove Township	\$106,398
Virgil Township	\$17,035
Total	\$1,756,561

Building Program

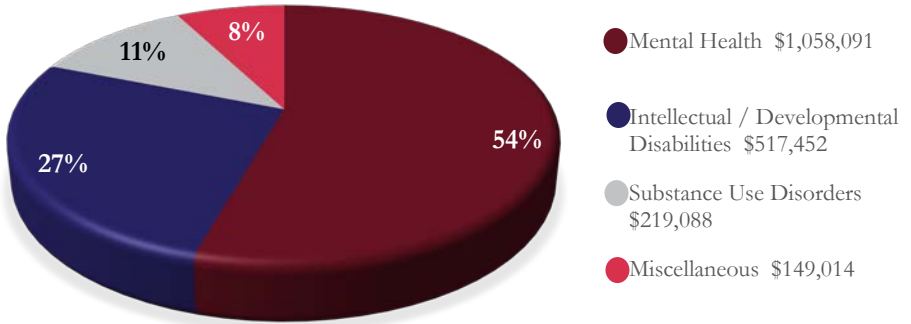
2015 – 2016 Rental Income / In-Kind Donations

Lease	Property	Rents Collected	In-Kind Donations
Association for Individual Development	Elizabeth Keeler Center	\$38,588	\$130,631
	Thompson Rehab Center	\$77,175	\$237,825
	Thompson Rehab Center – North Wing	\$38,587	\$78,148
Gateway Foundation	400 Mercy Lane	\$26,460	\$69,540
	Land on 400 Mercy Lane	\$2,400	-0-
National Alliance for the Mentally Ill	400 Mercy Lane	-0-	\$4,320
Conley Outreach Community Services	Sugar Grove Office	-0-	\$17,760
	Elburn Office	-0-	\$9,300
Total Rental Income		\$183,210	
Total In-Kind Donated Use of Facilities			\$547,524

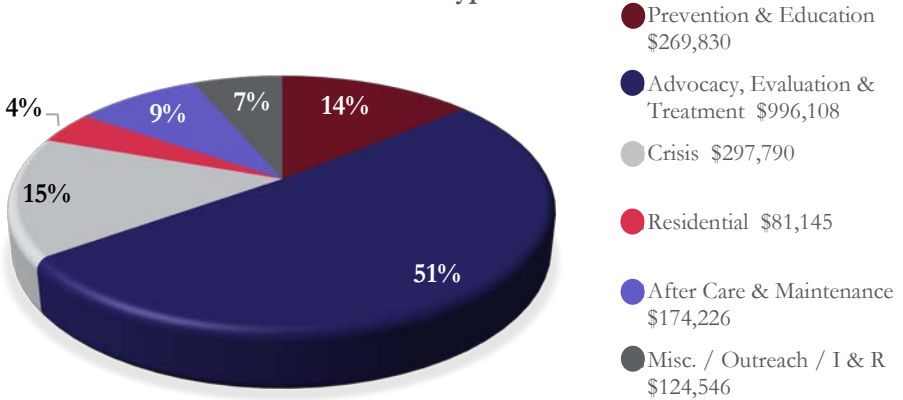
As noted in the Brief History on page iii, INC owns several properties that are made available to agencies to provide services. INC collects only enough rent from the agencies to maintain these buildings. The difference between the market value and collected rents is provided as a rental subsidy, or in-kind donation to the agencies. In addition, INC leases building space in the West Towns area to provide space for providers and clients to meet. These are managed by Conley Outreach Community Services and are also considered in-kind contributions. The above table is a breakdown of rental income and in-kind donations for 2015 – 2016.

Total Agency Support by Categories

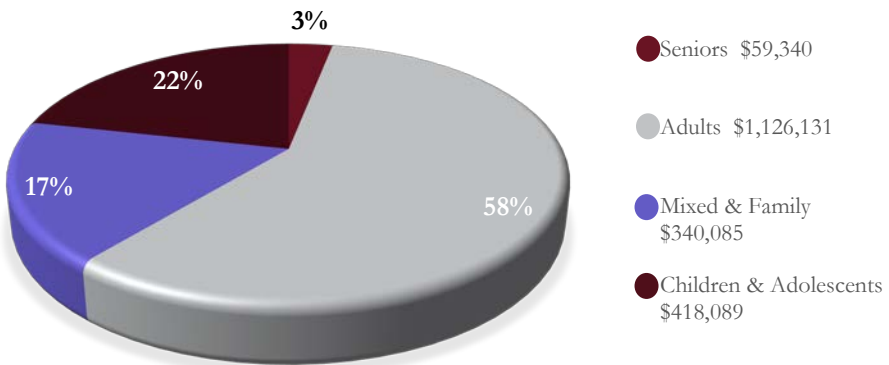
Core Services



Type



Age



2015 – 2016 Service Statistics by Funded Agency

Agency	Defined Unit	Residents Served	Units of Service
Association for Individual Development	Varies	2,002	28,621
Breaking Free, Inc.	1 Hour	831	11,943
CASA Kane County	1 Hour	434	22,094
Communities In Schools	1 Hour	358	5,946
Conley Outreach Community Services	Varies	1,041	1,878
Day One PACT	Contact	1,369	5,981
Elderday Center	1 Hour	21	10,131
Family Counseling Service	1 Hour	982	8,971
Fox Valley Hands of Hope	Contact	293	712
Gateway Foundation	1 Day	10	160
Mutual Ground	1 Hour	764	11,908
NAMI – KDK	Varies	44	509
Open Door Clinic	1 Hour	91	186
Prairie State Legal Services	1 Hour	56	379
Senior Services Associates	Varies	128	1,097
Suicide Prevention Services	1 Hour	1,381	3,170
TriCity Family Services	Varies	698	28,676
VNA Health Care	1 Hour	135	1,288
TOTAL		10,638	143,649

INC Board's 2015 – 2016 Agency Funding & Support

Agency	Program	Funding
Association for Individual Development*	Client & Family Support (includes Developmental Training)	174,500
	Crisis Intervention / Crisis Line	90,450
	Psychiatric Support Services	100,000
	Victim Services	15,000
TOTAL		\$ 379,950
Breaking Free, Inc.	Substance Abuse Disorder Treatment	34,000
	Substance Use Prevention (formerly School Based)	8,000
	Project Support	22,400
	Co-Occurring Disorder Treatment	10,000
	Family Based Services (including TAP & NPP)	73,000
TOTAL		\$ 147,400
CASA Kane County	Case Management	11,000
	Education & Training	2,000
TOTAL		\$ 13,000
Communities In Schools	Comprehensive Services Program	78,500
TOTAL		\$ 78,500
Conley Outreach Community Services	West Towns Network	68,600
	Community Care Team	778
	Good Grief Day Camp	1,000
	West Towns Transportation Pilot (Admin Fee)	750
	Kaneland Community Partners-Healthy Youth	2,500
TOTAL		\$ 73,628
Day One PACT	Community Access	3,000
	Children & Family Connections	11,000
TOTAL		\$ 14,000
Elderday Center	Adult Day Program	9,000
TOTAL		\$ 9,000
Family Counseling Service	Child & Adolescent Behavioral Health (formerly Youth Services)	91,500
	Crisis Intervention	6,240
	Adult Behavioral Health (formerly Professional Counseling and Community Mental Health)	107,000
	Older Adult Services	34,000
	Substance Abuse Treatment	10,000
TOTAL		\$ 248,740

Agency	Program	Funding
Fox Valley Hands of Hope	Adult Bereavement Services	11,950
	Youth Bereavement Services	11,950
	Cuenta Conmigo	1,100
TOTAL		\$ 25,000
Gateway Foundation*	Providence House Residential	48,000
TOTAL		\$ 48,000
Mutual Ground, Inc.	Domestic Violence	61,000
	Sexual Assault	28,500
TOTAL		\$ 89,500
NAMI – KDK*	Treatment Alternative Court	1,488
	Community Support Groups	5,000
TOTAL		\$ 6,488
Open Door Clinic	HIV & MH/SA Outreach	1,196
TOTAL		\$ 1,196
Prairie State Legal Services	Crisis Intervention/Prevention Legal Services	11,000
TOTAL		\$ 11,000
Senior Services Associates	Senior Companion	16,000
TOTAL		\$ 16,000
Suicide Prevention Services	School Suicide Prevention	6,500
	SPS Hotline	5,900
	Intervention Program	27,900
TOTAL		\$ 40,300
TriCity Family Services	Counseling Services	60,600
	Family Connections	26,818
	Prevention & Early Intervention	18,500
TOTAL		\$ 105,918
VNA Health Care	Healthy Families Illinois	80,000
TOTAL		\$ 80,000
Ride In Kane Paratransit Program		\$ 7,500
Kaneland High School –Substance Abuse Prevention Program		\$ 1,000
Agency Funding		\$ 1,396,121
Subsidized Rent		\$ 547,524
TOTAL SUPPORT		\$ 1,943,645

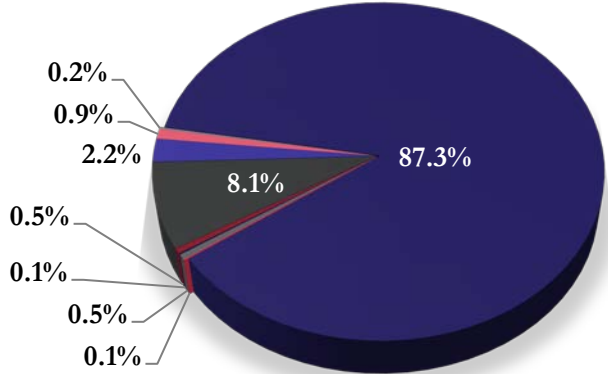
*Subsidized rents are not included in agency totals.

INC Board 2015 – 2016 Expense Analysis

(From Audit – Divided by Program)

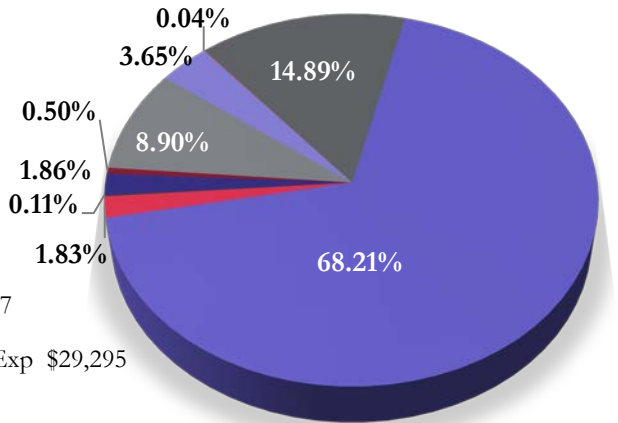
Planning & Funding - \$1,598,387

- Awards & Grants \$1,396,121
- Depreciation \$1,219
- Dues/Subscriptions \$7,887
- Insurance \$2,147
- Office Expense \$7,420
- Personnel Costs \$130,249
- Professional Fees \$35,308
- Scholarships/Other \$15,000
- Travel/Conferences \$3,036



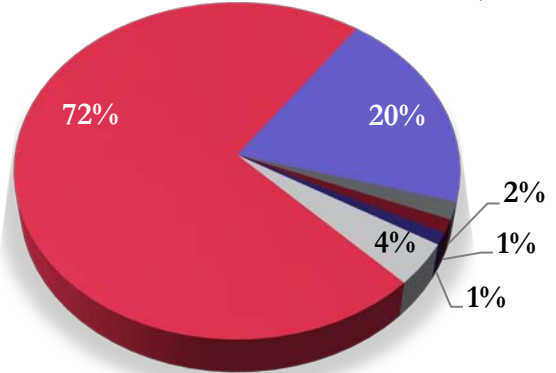
- Depreciation \$119,497
- Donated Use Facilities \$547,224
- Insurance \$14,673
- Office Expense \$852
- Personnel Costs \$14,947
- Professional Fees \$4,052
- Repairs/Maint/Properties \$71,467
- Satellite Office Rents & Related Exp \$29,295
- Travel/Conferences \$348

Building Program - \$802,655



Administrative - \$94,626

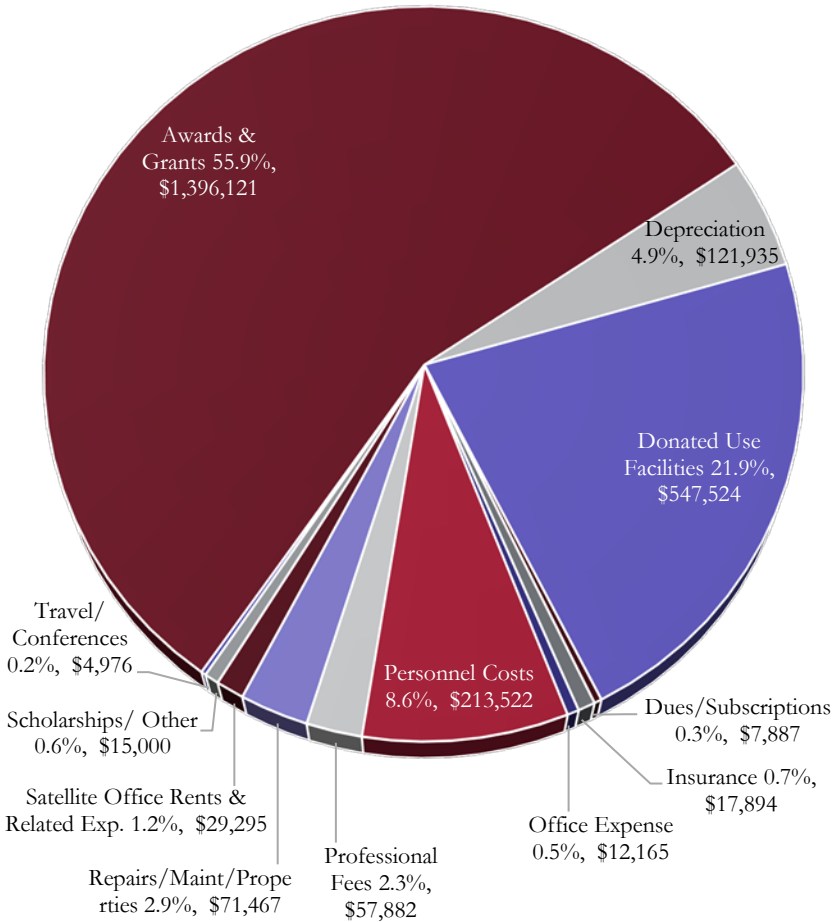
- Depreciation \$1,219
- Insurance \$1,074
- Office Expense \$3,893
- Personnel Costs \$68,326
- Professional Fees \$18,522
- Travel/Conferences \$1,592



INC Board 2015 – 2016 Expense Analysis

(From Audit – Divided by Program)

Total Organizational Expenses - \$2,495,668



Awards and Grants comprise the largest expenditure for INC, overall at 55.9%. Donated Use of Facilities is at 21.9% and Personnel Costs are at 8.5% organization-wide. INC continues to be cognizant of using tax-payer funds to provide needed community supports while keeping costs to do so at a minimum.

Planning & Funding comprises 64% of the total organizational expenses while Building Program is 32%. Leaving 4% of total organizational expenses to administrative expenses.



Communities In Schools



Elderday Center



Suicide Prevention Services

INC Board, NFP
always extends a sincere

Thank You!

... to the **Township Supervisors, Clerks and Staff** of Aurora, Batavia, Big Rock, Blackberry, Kaneville, Sugar Grove and Virgil Townships for your assistance with the levies that provide mental health taxes to fund services for mental health, intellectual/developmental disabilities and substance use disorders for our residents,

... to the **Executive Directors and Staff of INC-funded agencies** for providing services to those in need and for collaborating with other agencies on issues that arise throughout the year to ensure that the needs are met. Also, for prompt reporting of data so that taxpayers can see how these funds are being used and become aware of the importance of their support.

... to all of the other **agencies, organizations and networks** who work throughout the community to identify gaps in service, collaborate to provide appropriate responses, and, where unable to fulfill the identified service requirements, refer to other agencies who can.

and last, but definitely not least,

... to the **taxpayers, residents and concerned citizens** who volunteer, serve on the community mental health 708 boards, and otherwise support the agencies and programs serving those in need.

The INC Board and staff are grateful for the role each of you plays in sustaining the system of care in southern Kane County.

2016 Annual Report



400 Mercy Lane | PO Box 935 | Aurora, IL
630.892.5456 | www.incboard.org