

APPROVED



ANNUAL REPORT

MENTAL HEALTH AND MENTAL RETARDATION SERVICES, INC. (708)

July 1, 2007 -- June 30, 2008
**MENTAL HEALTH AND MENTAL
RETARDATION SERVICES, INC**

2007-2008
Annual Report
TABLE OF CONTENTS

Townships	ii
INC Board History	iii
Cover Letter	1
INC Board of Directors	2
708 Board Members	3
Tax Levy	4
Levy vs. Population	5
Clients Served	6
Agency Service Statistics	7
Total Funding	8
Funding Charts	10
Revenue & Expense	11
Thank You	12

**FUNDING MENTAL HEALTH
DEVELOPMENTAL DISABILITY
AND SUBSTANCE ABUSE SERVICES
FOR RESIDENTS OF**

Aurora Township

Batavia Township

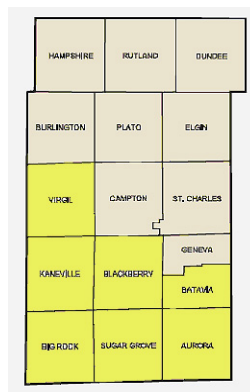
Big Rock Township

Blackberry Township

Kaneville Township

Sugar Grove Township

and Virgil Township



In southern Kane County

MENTAL HEALTH AND MENTAL RETARDATION SERVICES, INC.

BRIEF HISTORY

Mental Health and Mental Retardation Services, Inc. (INC) is an Illinois, not-for-profit corporation which was chartered on April 21, 1969, to promote the creation of local mental health boards authorized under 405 *Illinois Compiled Statutes* §20/3a.

In the November 1970 general election, Aurora, Batavia, Big Rock, Blackberry, Kaneville and Sugar Grove Township voters in Kane County, Illinois, approved a community mental health tax by referendum. Each of the six township boards appointed a seven-member community mental health board, known as a “708” board after the number of the Illinois House of Representatives resolution which created such entities. Virgil Township passed a referendum in November 2000 and also appointed a 708 board.

Each 708 board recommends a mental health levy to its respective township board for inclusion among their levy submissions to the county. The county distributes the tax dollars collected to the townships, who remit the mental health portion of the taxes to the INC Board, the administrative body. The combined levies are distributed to agencies for selected, eligible services by the INC Board.

INC's Board of Directors is composed of fifteen (15) members; one member from each of the township 708 Boards, and eight (8) members-at-large elected by the board. Contractual agreements exist between INC and the seven community mental health boards to carry out the work in a regional approach to administration.

Annual grants made by INC to local agencies for services to the mentally ill, developmentally disabled, and substance abusing populations, using the local mental health tax dollars, are over \$1.1 million.

INC built and is the owner of the buildings at 400 Mercy Lane, and both 309 and 409 W. New Indian Trail Court. These house not only the INC offices but also the Association for Individual Development, including both the Elizabeth Keeler Center and Thompson Rehabilitation Center, Gateway Foundation - Aurora, an office for Communities In Schools and one for National Alliance for the Mentally Ill. All the buildings are situated on land purchased from Mercy Center for Health Care Services and the Sisters of Mercy. There is still 1.8 acres of undeveloped land.

INC's continuing responsibility to the citizens of our seven townships is to assure the availability, accessibility and continuity of appropriate services for the mentally ill, developmentally disabled, and substance abuser.



**MENTAL HEALTH AND MENTAL
RETARDATION SERVICES, INC.**

400 Mercy Lane • PO Box 935 • Aurora, IL 60507

June 30, 2008

TO THE CITIZENS OF SOUTH KANE COUNTY:

The Board of Directors and staff of Mental Health and Mental Retardation Services, Inc. present this Annual Report in accordance with 405 *Illinois Compiled Statutes* §20/3e, Paragraph (g). Services rendered by social service agencies funded by this agency are reported for the period July 1, 2007, through June 30, 2008.

Social service agencies meet more challenges as the state has fallen to last place in funding for social services in FY 2007-2008 and funding cuts continue. Agencies have streamlined their services in previous years to the point that now many have been forced to lay off staff and cut viable programs. It is apparent in the enclosed reports that fewer residents can be served with diminishing funds and limited 708 funding is not enough to compensate. The implications to the residents of south Kane County are many.

While monitoring these changes in statistical trends, collaborating with other community leaders and working through the One- and Three-Year Plans in an attempt to address these issues, it remains apparent how fiscally responsible we have to be as local funders. It is not only vital that we carefully analyze the services we fund, but also that we report diligently to the service providers, townships, taxpayers, and residents who have bestowed this trust upon us. This report identifies INC's stakeholders, the boards making the decisions, where the dollars come from, the implications of issues we face in the communities we represent, the programs that are funded, and where every dollar is spent -- in as transparent a manner as possible.

Please review the enclosed material and feel free to contact INC staff regarding any information provided for clarification, questions or suggestions. We all need to work together to sustain our local system of care.

Yours truly,

Benjamin W. Limbaugh,
President

Jerry J. Murphy,
Executive Director

2007-2008 INC BOARD OF DIRECTORS

EXECUTIVE COMMITTEE:

DIRECTORS:

Benjamin W. Limbaugh, President 524 Hardin Avenue Aurora IL 60506	Patricia Beebee 902 W. Galena Boulevard Aurora IL 60506
Patricia J. Kahl (Virgil), Vice Pres. 315 Green Street, Box 241 Maple Park IL 60151	Pamela Bradley 313 S. Farnsworth Avenue Aurora IL 60505
James R. Feece, (Blackberry), Secr. 44 W 130 Seavey Road Elburn IL 60119	Roxanne Burrs 195 Canterbury Road Aurora IL 60506
James E. Rudnicki, Treasurer 45 Briargate Circle Sugar Grove IL 60554	Sandy L. Carr 5 S 430 Deer Ridge Path Big Rock IL 60511
Kathleen E. Hooley (Kaneville) 48 W 131 Country Life Drive Maple Park IL 60151	Jane Guido 402 Spruce Street Aurora IL 60506
John Rusek (Batavia) (deceased) 421 S. Water Street Batavia IL 60510	Laura Martinez 575 Mallard Point Drive North Aurora, IL 60554
Please note: This is a 15-member board. Not all members served a complete year.	Mary Speers 69 S. Calumet Ave. Aurora, IL 60506
	Jesse Vazquez (Aurora) 176 Maple Ridge Lane Montgomery IL 60538
	Gayle A. Wolf 413 Sans Souci Drive Aurora IL 60506
<u>STAFF:</u> Jerry J. Murphy, <i>Executive Director</i> Marti J. Cross, <i>Information Manager</i> Eileen Maryanski, <i>Admin. Asst</i> P. O. Box 935 Aurora IL 60507 Phone: 892-5456 Fax: 892-5480 Web: www.incboard.org	

MEETINGS

The Board of Directors of Mental Health and Mental Retardation Services, Inc., acting on behalf of the Community Mental Health 708 Boards, met six times during 2007-2008, as required.

**2007-2008 COMMUNITY MENTAL HEALTH
708 BOARDS**

AURORA TOWNSHIP:

**Jesse Vazquez, President
Shirley Ayers-Williams
Joseph Croce
John Intrain
Houston Lee
Monica Silva*
Michael Wueste**

BATAVIA TOWNSHIP:

**John Rusek, President
Marilyn Erdmann
Mary Ann Gilkerson
Ron Gilkerson *
Howard Katz
Sue Krol
Nancy Murphy**

BIG ROCK TOWNSHIP:

**Ted McCannon, President
Sandra Carr *
Lorraine Hall
Sue Lee
Wilma Phillips
Donna Richardson
Mary Stola**

BLACKBERRY TOWNSHIP:

**James Feece, President *
Lori Arrigo
Karen Diesel
Mary Gustafson
Terry Lanthrum
Clara Stonecipher
Kathy Van Dyck**

KANEVILLE TOWNSHIP:

**Kathleen Hooley, President
Glenn Fuchs *
Jan Gramley
Mary Niceley
Kenneth Schultz
Jodi Springsteen
Jeanette Wampach**

SUGAR GROVE TOWNSHIP:

**Karen McCannon
Roxanne Burrs
Mark Harkison
Ken Hinterlong *
Cathy Hoyda, President
Dennis Nickels *
Nicole Pryor
Linda Scimeca**

VIRGIL TOWNSHIP:

**Rita Campbell, President
Patricia Kahl
Nancy Olsen
Judith Probst-Yagen *
Donna Sauber
Michael Yagen
Georgianna Zakosek**

*Township representative

Please note: These are seven member boards. Not all members served the entire year.

MEETINGS

The Township Community Mental Health 708 Boards met four times during 2007-2008, with the annual meeting of Mental Health and Mental Retardation Services, Inc. serving as the fourth meeting of the year.

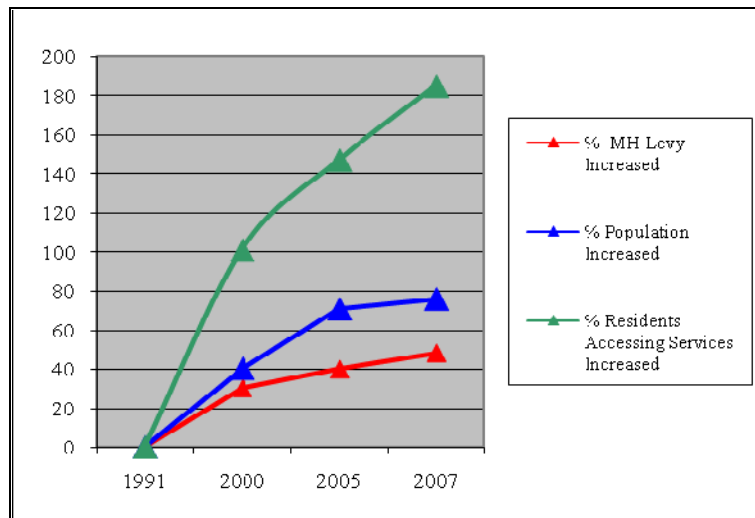
**2006 TAX LEVY
FOR USE IN 2007-2008**

TOWNSHIP	LEVY RECEIVED
Aurora Township	\$1,006,572
Batavia Township	280,000
Big Rock Township	19,228
Blackberry Township	39,867
Kaneville Township	10,944
Sugar Grove Township	82,480
Virgil Township	13,460

POPULATION GROWTH, SERVICES AND THE MENTAL HEALTH LEVY

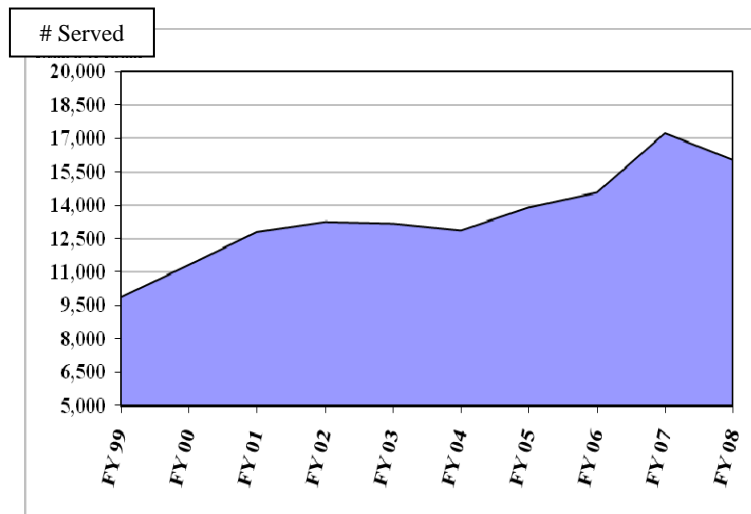
	MH Levy	Population	Persons Served
1991	\$979,914	118,648	5,618
2000	1,277,219	166,533	11,317
2005	1,370,932	202,773	13,903
2007	1,452,551	209,041	17,224

Since the tax cap was put into effect in 1991, the townships' ability to maintain adequate mental health tax levies that compensate for population growth and increased demand for services has been limited. The tax cap allows increases in accordance with the Consumer Price Index, or 5%, whichever is less. As a result, the Mental Health Levy cannot keep pace with the demand.



ANNUAL COMPARISON OF TOTAL RESIDENTS SERVED IN SOUTH KANE COUNTY

Fiscal Year	Number of Residents Served
FY 99	9,867
FY 00	11,317
FY 01	12,803
FY 02	13,253
FY 03	13,182
FY 04	12,871
FY 05	13,903
FY 06	14,565
FY 07	17,224
FY 08	16,030



2007-2008 SERVICE STATISTICS BY FUNDED AGENCY

AGENCY	NUMBER SERVED	HRS / SERVICE	DAYS / SERVICE
The Association	2,609	349,222	41,604
Aunt Martha's Youth Services	25	27	0
Breaking Free	2,177	26,359	0
Bridging The Gap	49	1,079	0
CASA-Kane County	255	9,160	0
Center for Rural Psychology	175	1,743	0
Communities in Schools	412	8,284	0
Conley Outreach Community Svc.	830	869	0
DayOne Network	1,073	15,906	0
Ecker Center	16	175	26
Elderday Center	29	14,016	0
Family Counseling Service	1,192	12,505	0
Fox Valley Volunteer Hospice	280	2,746	0
Gateway Foundation-Aurora	723	32,156	6,517
Mutual Ground	1,305	14,551	6,884
Open Door	54	286	0
Paddlequest	9	0	52
Prairie State Legal Services	29	179	0
Suicide Prevention Services	1,804	3,049	0
TriCity Family Services	938	7,733	0
Visiting Nurse Association	2,046	4,679	0
TOTALS	16,030	504,724	55,083

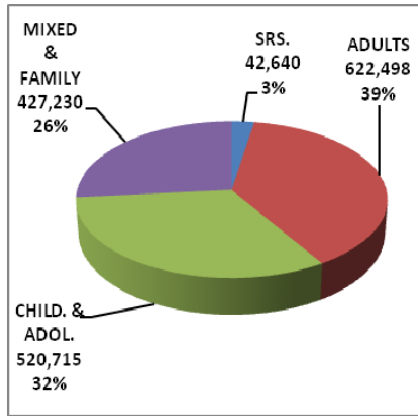
**INC'S 2007-2008
AGENCY & PROGRAM FUNDING**

AGENCY	PROGRAM	FUNDING
Association for Individual Development	Employment & Rehab	\$33,002
	DD Residential	92,375
	DD Case Management	14,974
	Children & Therapy	70,605
	Behavioral Health & Crisis Intervention	62,044
	Behavioral Health Community Living	10,000
	* In-Kind Subsidy	334,050
TOTAL		\$283,000
Aunt Martha's Youth Services	**ADD & ADHD Evaluations	\$1,406
TOTAL		\$1,406
Breaking Free, Inc.	Substance Abuse Services	\$20,000
	School & Community Based Prevention	17,000
	**Family Based Services	50,000
TOTAL		\$87,000
Bridging The Gap	High School Social Work Career Development	\$14,000
TOTAL		\$14,000
CASA Kane County	Court Appointed Special Advocate Services	\$9,000
TOTAL		\$9,000
Center for Rural Psychology	Heartland Counseling	\$8,000
TOTAL		\$8,000
Communities In Schools	**School Partners	\$40,000
	Counseling	25,000
	* In-Kind Subsidy	3,147
TOTAL		\$65,000
Conley Outreach Community Services	West Towns Network	\$53,445
	**Community Care Team	2,900
	**Family Based Services	3,191
	**Rainbows	442
TOTAL		\$59,978
DayOne Network	Children & Family Connections	\$2,625
	Community Access	2,625
TOTAL		\$5,250
Ecker Center	Psychiatric Services	\$800
	Emergency Psychiatric Services	200
	Outpatient Services	700
	Case Management	800
TOTAL		\$2,500

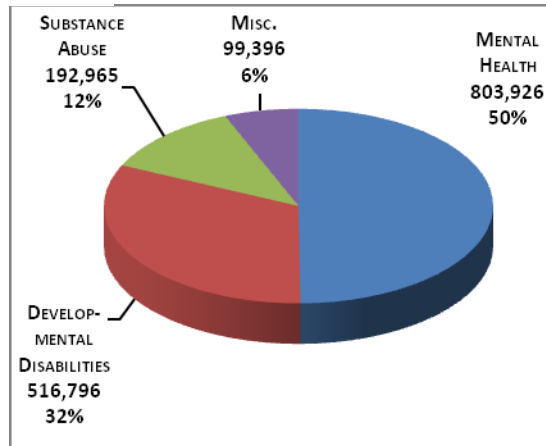
Elderday Center	Adult Day Services	\$7,000
TOTAL		\$7,000
Family Counseling Service	Professional Counseling	\$60,000
	Big Brothers Big Sisters	17,500
	FAIR	16,000
	Teen MARS & FAIR	3,500
	Youth	25,000
	Older Adults	10,000
TOTAL		\$132,000
Fox Valley Volunteer Hospice	Adult Bereavement	\$10,000
	Children & Young Adult Bereavement	10,000
TOTAL		\$20,000.00
Gateway Foundation Aurora	Adult Mental Health	\$25,467
	Children & Adol.-Bridges	87,864
	Psychosocial Rehabilitation	53,739
	Outpatient Addictions	27,923
	Hope House	38,682
	Providence House	16,325
	* In-Kind Subsidy	59,231
TOTAL		\$250,000
Mutual Ground	Domestic Violence Program	\$48,000
	Sexual Assault Program	22,000
TOTAL		\$70,000
NAMI	* In-Kind Subsidy	2,285
Open Door Clinic	**HIV/AIDS Education	\$2,551
TOTAL		\$2,551
PaddleQuest	**Reach for the Stars Program	\$5,413
TOTAL		\$5,413
Prairie State Legal Services	**Crisis Intervention & Prevention Legal Services	\$8,000
TOTAL		\$8,000
Suicide Prevention Services	Suicide Prevention & Education	\$28,000
TOTAL		\$28,000
TriCity Family Services	Counseling	\$47,625
	Prevention/Early Intervention	15,875
	Wilderness Challenge	3,500
	**Family Connections	17,500
TOTAL		\$84,500
Visiting Nurse Association	**Healthy Families America	\$75,000
	Tomcat Health Center	1,000
TOTAL		\$76,000
*Subsidized rent for INC owned buildings --not included in totals. Fee for Service		**
GRAND TOTALS		\$1,218,598

Categorical Views of Total Agency Funding

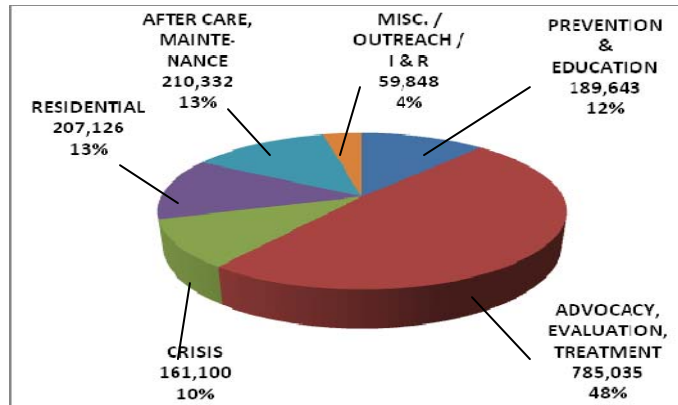
Data for charts is from INC's 2007-08 funding analysis and does include rental subsidies to give a true portrayal of agency supports. The first chart is for SERVICES by AGE.



The second chart is for CORE SERVICES



The third chart is for SERVICES by TYPE



2007-2008 REVENUE & EXPENSE

BUILDING FUND

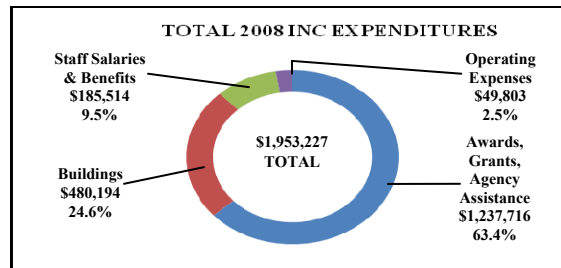
Revenue:			
Land Lease Fees	\$	2,400	
Rental Income		163,995	
Donated Use of Facilities		390,895	
Investment Income/Misc.		1,920	
Total Revenue	\$		559,210

Expenses:			
Professional Fees	\$	2,335	
Insurance		18,230	
Building and Grounds		13,174	
Equipment & Repair		27,505	
West Towns Office Expense		27,856	
Real Estate Taxes		199	
Donated Use of Facilities		390,895	
Total Expense	\$		480,194

OPERATING FUND

Revenue:			
708 Real Estate Taxes	\$	1,452,553	
Personal Property Repl. Tax		10,000	
Investment Income/Misc.		34,855	
Total Revenue	\$		1,497,408

Expenses:			
Awards, Grants & Scholarships	\$	1,235,126	
Salaries & Benefits		185,514	
Professional Fees		11,077	
Office Expenses		20,342	
Subscriptions/Publications		1,745	
Travel & Meeting Expenses		7,894	
Individual/Org. Dues		8,745	
Agency Training		2,590	
Total Expenses	\$		1,473,033



Mental Health & Mental Retardation Services, Inc.
extends a sincere

Thank you!

.....To the Township Supervisors, Clerks and staff of Aurora, Batavia, Big Rock, Blackberry, Kaneville, Sugar Grove and Virgil Townships for your assistance in providing the mental health taxes to fund mental health, developmental disability and substance abuse services for their residents,

.....To the Executive Directors and staff of INC-funded agencies for providing services to those in need and for collaborating with other agencies on issues that arise throughout the year to ensure that the needs are met. Also, for prompt reporting of data so that taxpayers can see how these funds are being used and the importance of their support.

.....To all of the other agencies, organizations and networks who work throughout the community to identify gaps in service, collaborate to provide appropriate responses, and, where unable to fulfill the identified service requirements, refer to other agencies who can.

.....and last, but definitely not least,

.....To the taxpayers, residents and concerned citizens who volunteer, serve on boards, and otherwise support the agencies and programs serving those in need.

The INC Board and staff are grateful for the role each of you plays in sustaining the system of care in southern Kane County.