



A Community Mental Health Funding Alliance

Annual Report

July 1, 2020 – June 30, 2021

APPROVED




Table of Contents

Letter from the President & Executive Director	1
Townships	2
INC Board History	3
INC Board of Directors	4
708 Board Members	5
Tax Levy	6
Building Program	7
Agency Support by Program	8
Service Statistics by Funded Agency	9
Agency and Program Funding	10-11
Expense Analyses	12-13
Acknowledgements	15

INC staff were met with a warm welcome at Elburn Health fair.



Butterflies are released by families remembering children lost through miscarriage, ectopic pregnancy, or infant death at Fox Valley Hands of Hope's annual Footprints Memorial Walk.

An infant receives care during the pandemic at VNA Healthcare.





“A Community Mental Health Funding Alliance”

Townships of: Aurora - Batavia - Big Rock - Blackberry - Kaneville - Sugar Grove - Virgil

TO THE RESIDENTS OF SOUTH KANE COUNTY:

The Board of Directors and leadership of the INC Board, NFP are pleased to present this Annual Report for the fiscal year period July 1, 2020, through June 30, 2021.

Our resilience shines as we continue in this pandemic, with ongoing uncertainty and hardships yet to be overcome. The 2021 Kane County Community Health Needs Assessment found that the #1 need in our communities is Mental Health programs, and #4 is Substance Abuse services. Our funded agencies continue their unflinching dedication to their mission as they work tirelessly to meet the many needs of the residents they serve. It is clear the pandemic has increased concerns and the need for access to mental health services. We continue to address these issues with our agencies and look for opportunities to support new programs and services as they are identified.

Donations to most mental health providers were reduced during the past year due to the pandemic. This makes the local 708 mental health property taxes paid by residents of our seven townships even more important in assuring the continuation of the variety of mental health services available in south Kane County. The 16 agencies and 33 programs funded by INC help address local needs for diverse mental health services, substance use disorder treatment, and developmental disability programs for our residents. The INC model of consolidating and distributing local mental health taxes has been an ongoing success for nearly 50 years. This shared funding model is an example of how diverse urban, suburban, and rural communities can work together to benefit and serve our most vulnerable residents.

The INC Board appreciates the work of all the provider agencies who continue to serve our residents in this challenged environment. We also want to thank our seven township 708 mental health boards and township officials for their steadfast support and commitment to our mission.

This report is an audited and accurate portrayal of income received, how the funds were used, and the programs that were funded by INC in FY2020-2021. We hope you will review the enclosed material and join us in sharing our appreciation of our communities.

Please feel free to contact INC staff with any questions or suggestions regarding any of the information provided. With your continued support, we look forward to continuing our mission for many more years to come.

Best wishes,

A handwritten signature in black ink, appearing to read "Ken Rojek".

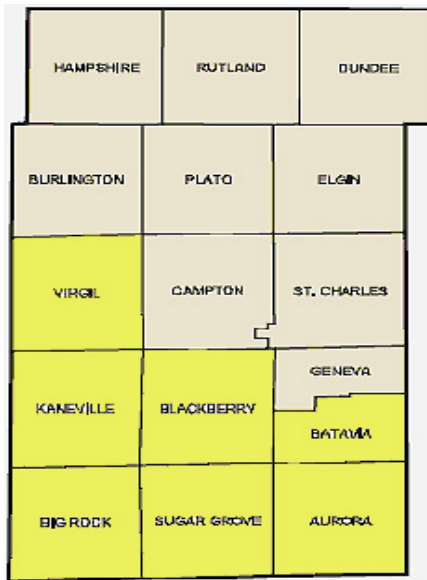
Kenneth Rojek,
INC Board President

A handwritten signature in black ink, appearing to read "Dalila Alegria".

Dalila Alegria,
Executive Director

Funding for Mental Health, Intellectual / Developmental Disabilities and Substance Use Disorder Services for the Residents of:

Aurora Township
Batavia Township
Big Rock Township
Blackberry Township
Kaneville Township
Sugar Grove Township
Virgil Township



Our Mission

To support mental, intellectual, and developmental health and well-being for residents of the seven townships in INC's Alliance by responsibly using these local resources to fund, plan, coordinate, monitor, advocate, educate, and lead collaborative efforts for a local system of care that provides services to any resident with mental health concerns, developmental/intellectual disabilities, and/or substance use disorders.

INC Board, NFP History

INC Board, NFP, is an Illinois, not-for-profit corporation which was chartered as Mental Health and Mental Retardation Services on April 21, 1969, to promote the creation of local mental health boards authorized under 405 Illinois Compiled Statutes §20/3a.

In the November of 1970 general election, Aurora, Batavia, Big Rock, Blackberry, Kaneville, and Sugar Grove Township voters in Kane County, Illinois, approved a community mental health tax by referendum. Each of the six township boards appointed a seven-member community mental health board, known as a 708 board, after the number of the Illinois House of Representatives resolution which created such entities. Virgil Township passed a referendum in November of 2000 and appointed a 708 board.

Each 708 board recommends a mental health levy to its respective township board for inclusion among their levy submissions to the county. The county distributes the tax dollars collected to the townships, which remit the mental health portion of the taxes to the INC Board, the administrative body. The combined levies are distributed to agencies for selected, eligible services by the INC Board.

INC's Board of Directors is composed of fifteen (15) members; one member from each of the township 708 Boards, and eight (8) members-at-large elected by the board. Contractual agreements exist between INC and the seven community mental health boards to carry out the work in a regional approach to administration.

Community supports provided by INC with local mental health tax dollars enable local agencies to deliver services to persons with mental illness, intellectual/developmental disabilities, and substance use disorders. Support is currently over \$2 million. Since its inception, INC has allocated close to \$40 million to community agencies for services for persons within its catchment area.

INC built and is the owner of the buildings at 400 Mercy Lane, and both 309 and 409 West New Indian Trail Court. These house not only the INC offices, but also the Association for Individual Development, including both the Elizabeth Keeler Center and Thompson Rehabilitation Center, Gateway Foundation–Aurora and offices for the National Alliance on Mental Illness (NAMI) KDK affiliate. All the buildings are situated on land purchased from Mercy Center for Health Care Services and the Sisters of Mercy. There are still 1.8 acres of undeveloped land.

INC's continuing responsibility to the citizens of our seven townships is to assure the availability, accessibility, and continuity of appropriate services for persons with mental illness, intellectual/developmental disabilities, and substance use disorders.

2020 - 2021 INC Board of Directors

Executive Committee

Ken Rojek President Big Rock, 60511	Russ Wolf Vice President Aurora, 60506
Marilyn Jacobsen Secretary North Aurora, 60542	John Whildin Treasurer Elburn, 60119
Terry Lanthrum (Blackberry Township) Elburn, 60119	T.J. Vaughan, Ph.D (Batavia Township) Batavia, 60510

Directors

Joel Grámirez (Aurora Township) Aurora, 60506	Evelyn Hull, MS, LCPC Aurora, 60506
Kathleen E. Hooey (Kaneville Township) Maple Park, 60151	Alicia Schatteman, Ph.D Sugar Grove, 60554
James Hopp Aurora, 60506	Eva Serrano, Ed.D Aurora, 60506
Cathy Hoyda (Sugar Grove Township) Sugar Grove, 60554	Joanne Tosch (Big Rock Township) Big Rock, 60511
	Michael Yagen (Virgil Township) Maple Park, 60151

This is a fifteen member board consisting of one representative from each township and eight at-large members. INC Board met six times during 2020 - 2021 as required.

Staff

Dalila Alegria, Executive Director
Colleen Balija, Operations Manager
Dagoberto Contreras, Operations Manager
Ann Montgomery, Administrative Assistant

2020 - 2021 Community Mental Health 708 Boards

Aurora Township

Joel Grámirez, President
Robert Borchert, Secretary
Denise Elsbree
Anton Kirner
David Moore*
Janice Smith
Christine Goerlich Weber

Batavia Township

Howard Katz, President
Garry Brown, Secretary
Helen Sue Krol, Secretary
Nancy Hubbard
Nancy Murphy
Ellen Nottke
T.J. Vaughan
John West*

Big Rock Township

Ted McCannon, President
Tom Losiniecki, Secretary
Judy Blincoe
Lorraine Hall
Kenneth Rojek*
Brenda Rompf
Joanne Tosch

Blackberry Township

Terry Lanthrum, President
Donna Harner, Secretary
Stephanie Butler
Judie Childress
Lois Mack
Tim Norris*
Caryn Spitzeri

Kaneville Township

Kathleen Hooley, President
Jan Gramley, Secretary
Johanna Jameson
Jennifer Long
Kenneth Schultz
Jody Springsteen
Jeanette Wampach
Alvah Withey*

Sugar Grove Township

Sally Bruce, President
Cathy Hoyda, Secretary
Lisa Campise
Denise Claessens
Pamela Olsen
Lisa Sestak
Phil Silagi*
Alison Squires*

Virgil Township

Rita Campbell, President
Georgianna Zakosek, Secretary
Jean Fabrizio
Ted Janecek*
Mary Larsen
Michael Yagen
Peg Yagen

Please note: These are seven member boards.
Not all board members served the entire year.

*Township Representative

Meetings

The Township Community Mental Health 708 Boards met four times during 2020-2021, with the annual meeting of the INC Board serving as the fourth meeting of the year.

2019 Tax Levy For Use in 2020 - 2021

Township	Levy Received
Aurora Township	\$1,333,093
Batavia Township	\$398,800
Big Rock Township	\$23,973
Blackberry Township	\$57,152
Kaneville Township	\$14,338
Sugar Grove Township	\$121,128
Virgil Township	\$19,125
Total	\$1,967,609

Building Program

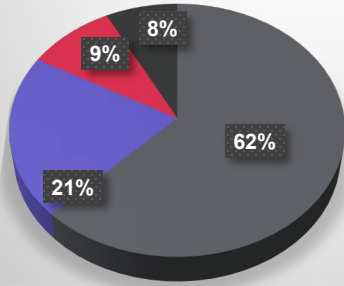
2020 - 2021 Rental Income / In-Kind Donations

Lease	Property	Rent Collected	In-Kind Donations
Association for Individual Development (AID)	Elizabeth Keeler Center	\$42,447	\$126,772
	Thompson Rehab Center	\$84,893	\$230,108
	Thompson Rehab Center – North Wing	\$42,446	\$74,289
Gateway Foundation	400 Mercy Lane	\$42,222	\$53,778
	Land on 400 Mercy Ln	\$4,800	-0-
National Alliance on Mental Illinois (NAMI)	400 Mercy Lane	-0-	\$4,320
Conley Outreach Community Services	Sugar Grove Office	-0-	\$17,760
	Elburn Office	-0-	\$9,660
Total		\$216,808	\$516,687

As noted in the Brief History on page 3, INC owns several properties that are made available to agencies to provide services. INC collects only enough rent from the agencies to maintain these buildings. The difference between the market value and collected rents is provided as a rental subsidy, or in-kind donation to the agencies. In addition, INC leases building space in the West Towns area to provide space for providers and clients to meet. These are managed by Conley Outreach Community Services and are also considered in-kind contributions. The above table is a breakdown of rental income and in-kind donations for 2020 – 2021.

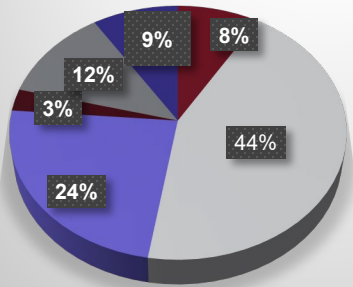
Total Agency Support by Categories

Core Services



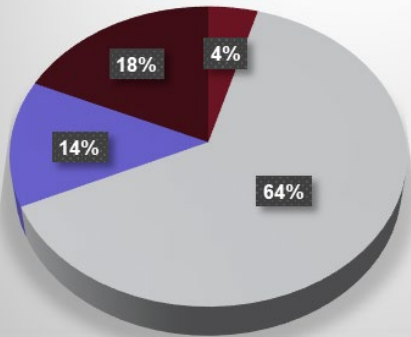
- Mental Health \$1,257,603
- Intellectual / Developmental Disabilities \$418,753
- Substance Use Disorders \$187,556
- Miscellaneous \$152,935

Type



- Prevention & Education \$174,058
- Advocacy, Evaluation & Treatment \$886,653
- Crisis \$477,936
- Residential \$55,779
- After Care & Maintenance \$240,371
- Misc. / Outreach / I & R \$182,050

Age



- Seniors \$89,137
- Adults \$1,285,105
- Mixed & Family \$273,887
- Children & Adolescents \$368,717

2020 - 2021 Service Statistics by Funded Agency

Agency	Defined Unit	Residents Served	Units of Service
AMITA Mercy Medical Center	n/a	n/a	n/a
Association for Individual Development	Varies	31,173	60,799
Breaking Free, Inc.	1 Hour	139	501
Cities In Schools	1 Hour	44	2,369
Conley Outreach Comm. Services	Varies	852	1,415
Family Counseling Service	1 appt	1,059	5,373
Family Focus	Varies	759	759
Family Service Assoc. of Elgin	1/2 Hour	935	2,267
Fox Valley Hands of Hope	1 Contact	75	183
Gateway Foundation	1 Day	6	105
Mutual Ground, Inc.	1 Hour	439	1,135
NAMI KDK	Varies	138	321
Senior Services Associates	Varies	50	635
Suicide Prevention Services	1 Hour	747	1,253
TriCity Family Services	1/4 Hour	686	35,631
VNA Health Care	1 Hour	125	1,435
TOTAL		37,227	114,181

2020 - 2021 Building Statistics

Agency	Defined Unit	Residents Served	Units of Service
Association for Individual Development	1 Day	49	7,962
Gateway Foundation	1 Hour	76	4,092
TOTAL		125	12,054

2020 - 2021 Agency Funding & Support

Agency	Program	Funding
AMITA Mercy Medical Center	Crisis Stabilization Unit	\$25,000
TOTAL		\$25,000
Association for Individual Development*	Client and Family Support Services	\$93,954
	Fox Valley Crisis Hotline	\$97,992
	Keeler Center Autism Services	\$26,787
	Unfunded Psychiatric Support Services	\$117,425
	Unfunded Clients - Community Day Services	\$63,910
	Victim and Outreach Services	\$17,135
TOTAL		\$417,203
Breaking Free, Inc.	Child Abuse Prevention and Training	\$30,276
	Comprehensive Treatment and Recovery	\$35,525
	Comprehensive Women's Treatment	\$36,845
TOTAL		\$102,646
Cities In Schools	Comprehensive Services Program	\$86,275
TOTAL		\$86,275
Conley Outreach Community Services*	Community Care Team	\$1,000
	Kaneland Community Partners-Healthy Youth	\$2,500
	West Towns Network	\$73,000
TOTAL		\$76,500
Family Counseling Service	Psychiatric Services	\$247,000
TOTAL		\$247,000
Family Focus	Community Liaison	\$59,225
TOTAL		\$59,225
Family Service Association of Elgin	CITE	\$25,200
TOTAL		\$25,200
Fox Valley Hands of Hope	Adult Bereavement Services	\$10,000
	Cuenta Conmigo	\$3,000
	Youth Bereavement Services	\$15,063
TOTAL		\$28,063
Gateway Foundation*	Providence House Residential	\$41,580
TOTAL		\$41,580

Agency	Program	Funding
Mutual Ground	Domestic Violence	\$71,618
	Sexual Assault	\$32,401
TOTAL		\$104,019
NAMI – KDK*	Community Support Groups	\$7,105
	Treatment Alternative Court	\$5,167
TOTAL		\$12,272
Senior Services Associates	Senior Companion	\$18,672
TOTAL		\$18,672
Suicide Prevention Services	Intervention Program	\$31,000
	School Suicide Prevention	\$7,500
	SPS Hotline	\$7,489
TOTAL		\$45,989
Simply Destinee**	Teen Mental Health First Aid	\$9,000
TOTAL		\$9,000
TriCity Family Services	Counseling Services	67,585
	Emotional Services	47,932
TOTAL		\$115,517
VNA Health Care	Healthy Families Illinois	80,000
TOTAL		\$80,000
Ride In Kane Paratransit Program		\$6,000
TOTAL		\$6,000
Agency Funding		\$1,500,161
Subsidized Rent		\$516,687
TOTAL SUPPORT		\$2,016,847

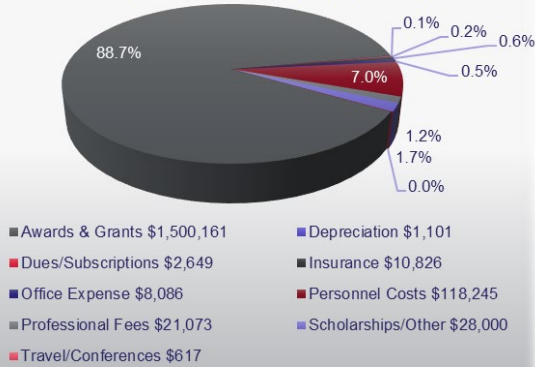
*Subsidized rents are not included in agency totals.

**Funding provided as a one time support.

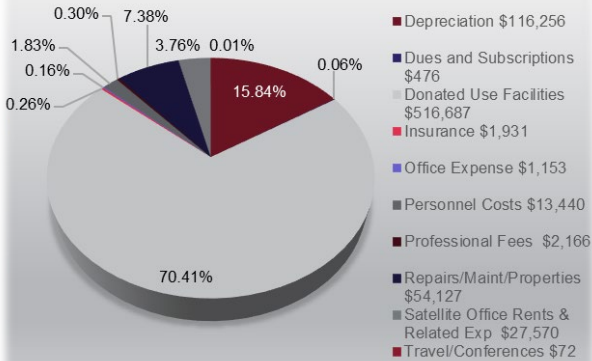
INC Board 2020 – 2021 Expense Analyses

(From Audit – Divided by Program)

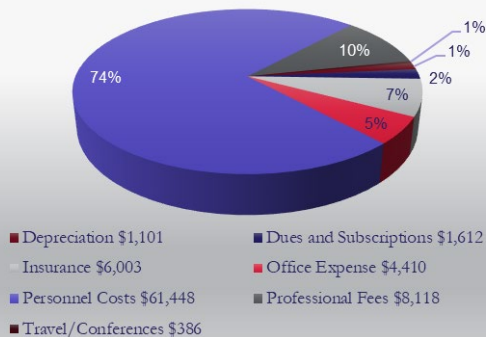
Planning & Funding \$1,690,758



Building Program \$733,878



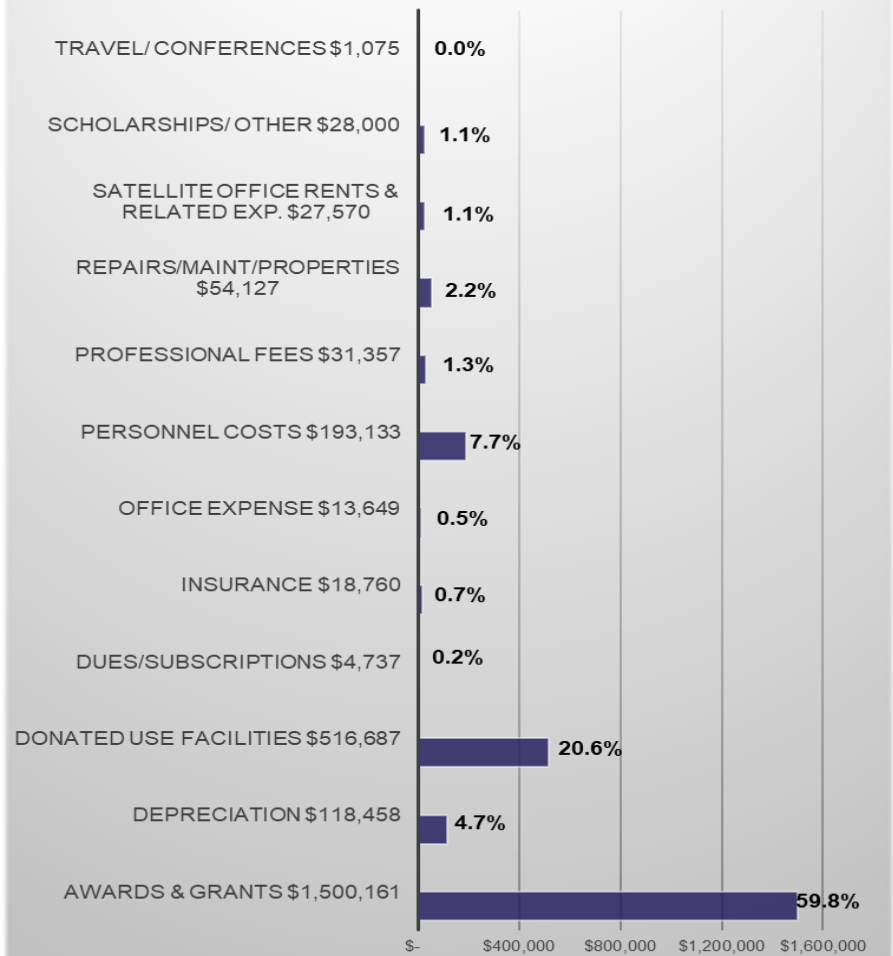
Administrative \$83,078



INC Board 2020 – 2021 Expense Analysis

(From Audit)

Total Organizational Expenses - \$2,507,714



Awards and Grants comprise the largest expenditure for INC, overall, at 59.8%. Donated Use of Facilities is at 20.6% and Personnel Costs are at 7.7% organization wide. INC continues to be cognizant of using taxpayer funds to provide needed community supports while keeping costs to do so at a minimum.

Planning & Funding comprises 67.4% of the total organizational expenses while Building Program is 29.3%. **This leaves 3.3% of total organizational expenses to administrative expenses.**

Good Grief Camp volunteers help children create bracelets with colored beads representing their feelings about grief.



Good Grief campers find it easier to process their feelings with a visit from Julia the Comfort Dog, and her handler Terri from Lutheran Church Charities.



Over 100 clients, staff, and AID supporters participated in the AID Virtual Run, Walk & Roll 5k. The event raised funds for programs and services that benefit 5,600 children and adults with developmental, behavioral and crisis needs.



INC Board, NFP always extends a sincere
Thank You!

... to the Township Supervisors, Clerks and Staff of Aurora, Batavia, Big Rock, Blackberry, Kaneville, Sugar Grove and Virgil Townships for your assistance with the levies that provide mental health taxes to fund services for mental health, intellectual/ developmental disabilities, and substance use disorders for our residents.

... to the Executive Directors and Staff of INC-funded agencies for providing services to those in need and for collaborating with other agencies on issues that arise throughout the year to ensure that the needs are met. Also, for prompt reporting of data so that taxpayers can see how these funds are being used and become aware of the importance of their support.

... to all the other agencies, organizations and networks who work throughout the community to identify gaps in service, collaborate to provide appropriate responses, and, where unable to fulfill the identified service requirements, refer to other agencies who can.

and last, but definitely not least,

... to the taxpayers, residents and concerned citizens who volunteer, serve on the community mental health 708 boards, and otherwise support the agencies and programs serving those in need.

**The INC Board and staff are grateful for the
role each of you plays in sustaining the
system of care in southern Kane County.**



400 Mercy Lane | PO Box 935 | Aurora, IL
630.892.5456 | www.incboard.org
